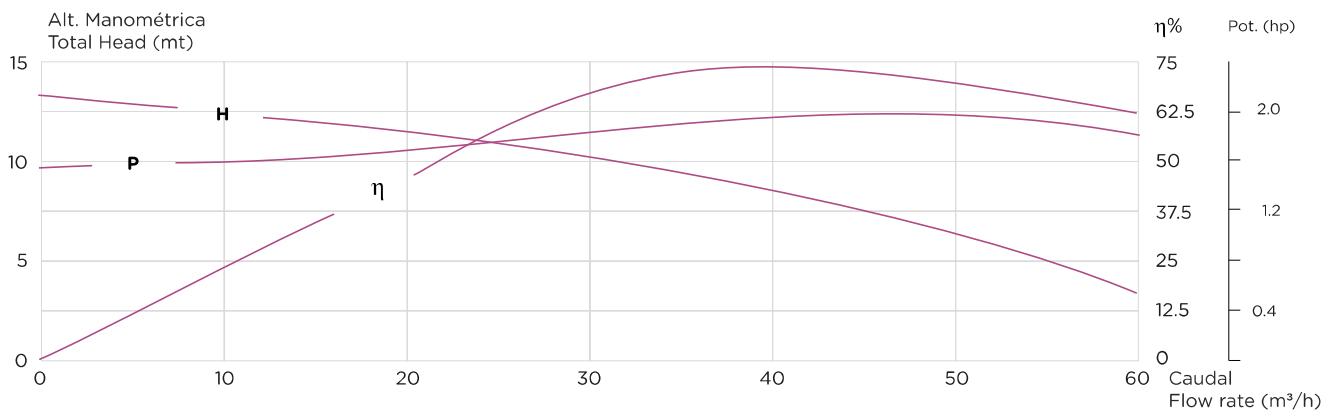
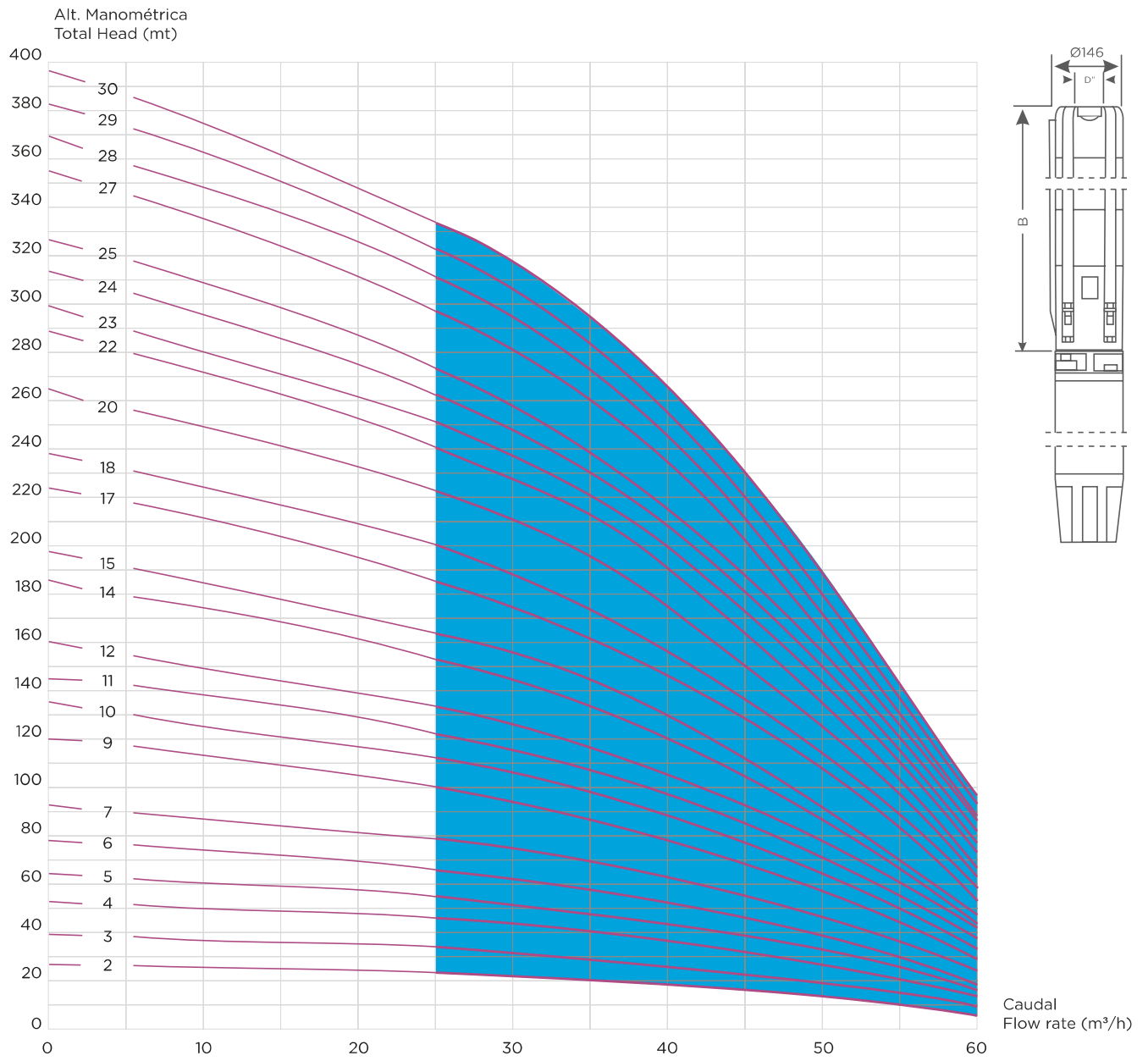


BF 60 S

BOMBAS SUBMERSÍVEIS 6" - 50HZ

Submersible Pump 6" - 50HZ

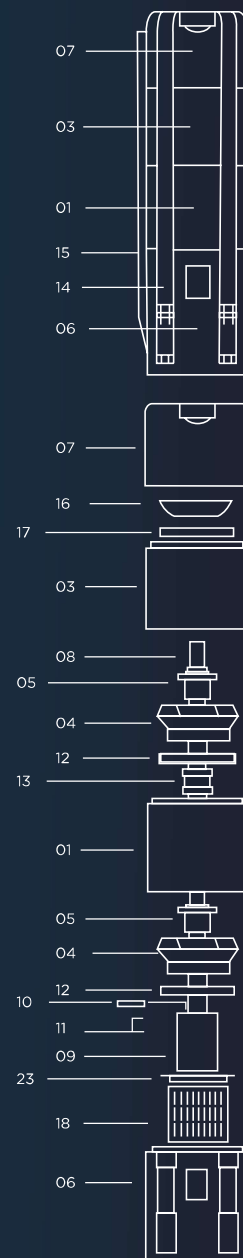


D - Outlet 3" or 4"

COMPONENTES DA BOMBA SUBMERSÍVEL

Components of the Submersible Pump

pos.	Todos os componentes são feitos de aço inoxidável all components are made of stainless steel		code
	Descrição Description		
01	difusor diffuser		600100
03	difusor superior top diffuser		600300
04	turbina impeller		600400
05	casquilho cónico com porca conical bush with nut		600500
06	acoplamento do motor 6" motor coupling flange - suction corp for 6" motor		600600
06	acoplamento do motor Start / Delta motor coupling flange - suction corp for Start / Delta		600602
07	saída com aranha discharge casing with spider		600700
07	saída com aranha discharge casing with spider		600701
08	veio shaft		6008- -(1)
09	cardan (ligações do veio do hidráulico ao veio do motor) coupling (shaft pump end / shaft motor)		600900
10	braçadeira de acoplamento coupling clamp		601000
11	parafusos screws		601100
12	retentor da turbina impeller fencer		601200
13	hidroluva shaft bearing		601300
14	cintas de aperto fitting belts		6014- -(1)
15	calha do cabo cable guard		6015- -(1)
16	válvula valve		601600
17	retentor da válvula valve fencer		601700
18	rede de aspiração suction strainer		601800
23	rede de aspiração suction strainer washer		602300



BF S 6"

Modelo Model	Motor		m³/h 1/min	Caudal / Flow Rate												Comp. (B) Lenght (mm)	Peso (B) Weight (kg)
	KW	HP		0	25	30	35	40	45	50	55	60					
	0	416		500	583	666	750	833	916	1000							
BF 60 S 2	4,0	5,5	26	22	21	20	19	17	12	10	6	488	9,8				
BF 60 S 3	5,5	7,5	39	33	31	30	27	24	20	15	10	598	12,1				
BF 60 S 4	7,5	10,0	53	45	43	40	38	31	26	20	15	708	14,4				
BF 60 S 5	7,5	10,0	64	55	52	49	45	40	32	25	18	818	16,7				
BF 60 S 6	9,3	12,5	78	65	62	59	54	47	40	30	20	928	19,1				
BF 60 S 7	11,0	15,0	92	79	76	70	64	56	47	37	25	1038	21,5				
BF 60 S 9	*	*	120	100	95	88	80	69	57	45	30	1258	26,1				
BF 60 S 10	15,0	20,0	135	112	107	100	90	77	65	50	33	1368	28,5				
BF 60 S 11	18,5	25,0	145	123	117	109	99	86	70	55	40	1478	30,8				
BF 60 S 12	18,5	25,0	160	135	127	118	107	94	80	61	43	1588	33,1				
BF 60 S 14	22,0	30,0	185	154	144	134	121	106	88	66	45	1808	37,7				
BF 60 S 15	22,0	30,0	198	164	156	144	130	111	91	70	49	1918	40,1				
BF 60 S 17	30,0	40,0	223	185	176	163	148	129	118	83	55	2138	44,7				
BF 60 S 18	30,0	40,0	238	200	190	175	158	137	114	89	59	2248	47,1				
BF 60 S 20	30,0	40,0	264	223	210	194	175	151	125	96	65	2468	51,8				
BF 60 S 22	37,0	50,0	289	241	229	203	190	163	133	101	69	2688	56,4				
BF 60 S 23	37,0	50,0	299	251	239	220	200	171	141	110	75	2798	58,8				
BF 60 S 24	37,0	50,0	313	263	248	230	210	180	150	115	79	2908	61,1				
BF 60 S 25	37,0	50,0	328	273	258	239	214	189	155	120	83	3018	63,5				
BF 60 S 27	45,0	60,0	355	298	280	260	232	201	165	125	89	3238	68,1				
BF 60 S 28	45,0	60,0	370	310	294	272	246	211	174	130	90	3348	70,5				
BF 60 S 29	45,0	60,0	383	324	308	284	255	220	180	138	95	3458	72,8				
BF 60 S 30	45,0	60,0	397	335	316	293	265	230	190	141	99	3568	75,1				